

AFYH050AV21



Record of Revision

Ver	Revise Date	Content	Editor
00	2022-12-16	First Edition	Kaya

- **Display**

Item	Parameter	Description
Color	65K (65536) colors	16 bit color 5R6G5B
Panel Type	TN	TN TFT LCM , normal viewing angle
Viewing Angle	70/70/50/70(L/R/U/D)	-
Active Area(A.A.)	108.60 mm (W) × 65.40mm (H)	800x480
Resolution	800x480	Support 0°/90°/180°/270°rotated display
Backlight	LED	-
Brightness	250nit	-

Note:You can use dynamic screen saver wallpapers to avoid afterimages caused by fixed page display for a long time.

- **Voltage & Current**

Item	Conditions	Min	Typ	Max	Unit
Power Voltage	-	3.6	5.0	6.0	V
Operation Current	VCC = +5V, Backlight on	-	320	-	mA
	VCC = +5V, Backlight off	-	100	-	mA

Recommended power supply: 5V 1A DC

- **Reliability Test**

Item	Conditions	Min	Typ	Max	Unit
Working Temperature	60%RH at 5V voltage	-20	25	70	°C
Storage Temperature	-	-30	25	80	°C
Working Humidity	25°C	10%	60%	90%	RH
Protective Paint	-	-	None	-	-

- **Interface**

Item	Description
Socket	3Pin_2.54mm FCC Socket(Power interface), HDMI interface
USB Interface	Yes
SD Card Slot	None

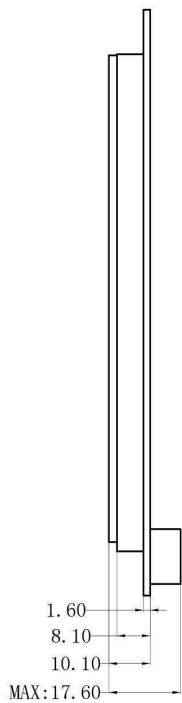
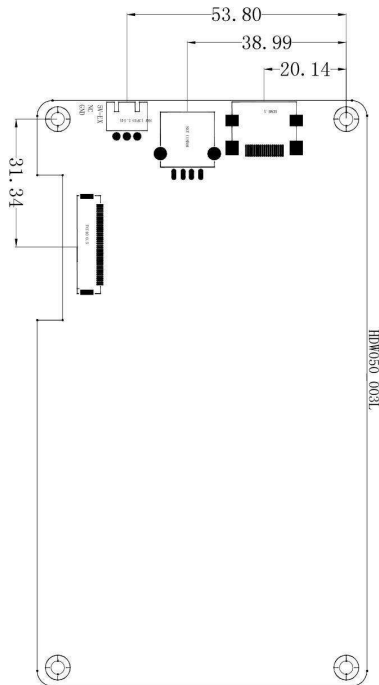
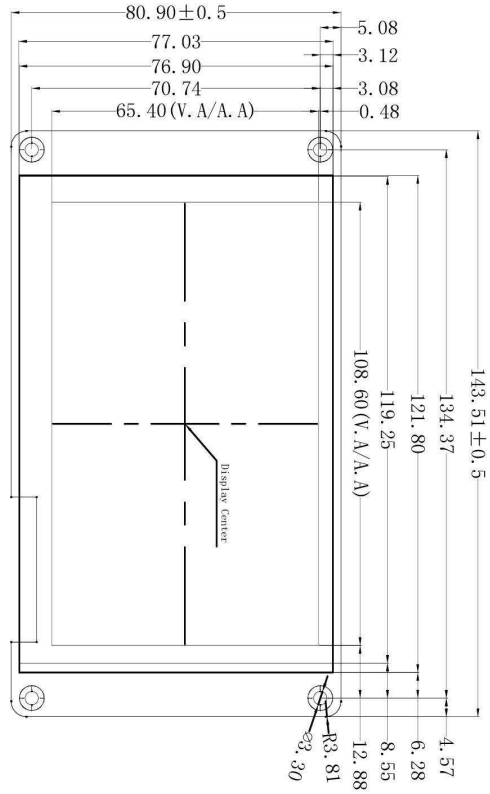
- **Peripheral**

Peripheral	
Peripheral	Capacitance touch panel

● **Packing Capacity & Dimension**

Dimension				
Dimension	143.51(W) × 80.90(H) × 17.60(T) mm			
Net Weight	158g			
Packing Capacity				
Model	Size	Layer	Quantity/Layer	Quantity(Pcs)
Carton1:	220mm(L)×160mm(W)×47mm (H)	1	1	1
Carton2:	250mm(L)×200mm(W)×80mm (H)	2	2	4
Carton3:	320mm(L)×270mm(W)×80mm (H)	2	3	6
Carton4:	450mm(L)×350mm(W)×300mm(H)	2	30	60
Carton5:	600mm(L)×450mm(W)×300mm(H)	2	60	120

Disclaimer: The product design is subject to alternation and improvement without prior notice.



Definition	Pin#	I/O	Description
5V-EX	1	P	5V Power Supply
NC	2	-	No Connection
GND	3	P	Ground

HDMI Name	HDMI Description	HDMI Name	HDMI Description
Pin1	TMS Data0+	Pin11	TMS Clock Shield
Pin2	TMS Data0 Shield	Pin12	TMS Clock-
Pin3	TMS Data0-	Pin13	CDC
Pin4	TMS Data1+	Pin14	HCC Data- (Optional, HDMI 1.4 with Enhanced)
Pin5	TMS Data1 Shield	Pin15	SCL (I2C Serial Clock for DDC)
Pin6	TMS Data1-	Pin16	SMA (I2C Serial Data Line for DDC)
Pin7	TMS Data0+	Pin17	DDC/CDC/HCC Ground
Pin8	TMS Data0 Shield	Pin18	+5V Power (max 50mA)
Pin9	TMS Data0-	Pin19	Hot Plug Detect (All versions) and HCC Data+ (Optional, HDMI 1.4 with Ethernet)
Pin10	TMS Clock+		

Model	AFYH050AV21		
Drawing	A 4	Drawn	G. Y
Scale	1 : 1	Review	
Unit	MM	Approval	
		Date	2021. 04. 20

1. Location hole is used as position reference.
 2. Unmarked Tolerance is +/-0.3mm
- Active area is marked in Dash lines

